

# Linux Operating Systems

- [Ubuntu Server 22.04](#)
- [Arch Linux](#)
- [Fedora / Universal Blue / SilverBlue / Kinoite](#)
  - [Fedora Staging Guide](#)

# Ubuntu Server 22.04

Documentation on Ubuntu Server 22.04 virtual machine setup/configs.

# Arch Linux

Gibby's favorite operating system.

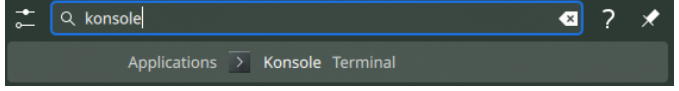
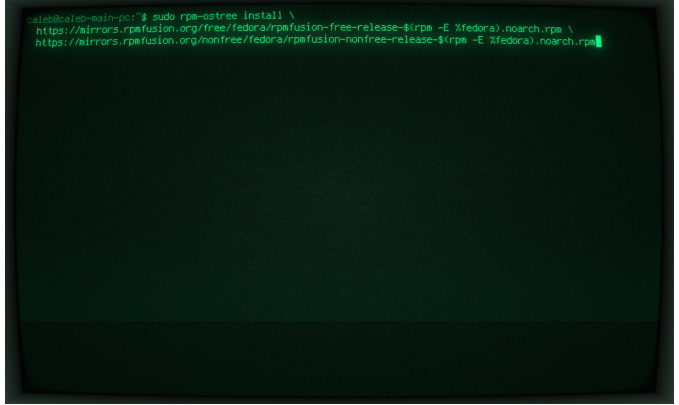

Fedora / Universal Blue /  
SilverBlue / Kinoite

# Fedora Staging Guide

Author	Date	Revision
Caleb Brendel	03/31/2026	1.0

<b>Related product (if any):</b>	
<b>Description:</b>	
<b>Symptoms:</b>	Wanting to get a proper install going with all codecs, video drivers, etc.
<b>Cause:</b>	Stability :3
<b>Files Needed:</b>	N/A

Steps to Correct:	
Written Steps:	Visual Steps:
<p>1a. Install the Free and Non-Free Repositories:                      (reference: <a href="https://docs.fedoraproject.org/en-US/quick-docs/rpmpfusion-setup">https://docs.fedoraproject.org/en-US/quick-docs/rpmpfusion-setup</a> )</p>	<div data-bbox="810 1330 1485 1742"> <h2>Enabling the RPM Fusion repositories</h2> <p>Micah Abbott – Version F36 and newer – Last review: 2023-09-17</p> <hr/> <p><b>! Caution</b></p> <p>This page discusses third-party software sources not officially affiliated with or endorsed by the Fedora Project. Use them at your own discretion. Fedora recommends the use of free and open source software and avoidance of software encumbered by patents.</p> </div>

<p>1b. After navigating to the website to ensure the documentation is correlating to the commands below, then execute them.</p> <p>Firstly, open a terminal. Either, Konsole, cool-retro-term, Kitty, xTerm, or any of the terminal emulators.</p> <p>If you are on KDE Plasma, do Alt + Space (unless you changed it for Krunner), and you can type Konsole! :3</p>	
<p>1c. Once the terminal is open, run the following command: (you can copy and past this from below:</p> <pre>sudo rpm-ostree install \ https://mirrors.rpmfusion.org/free/fedora/rpmfusion-free-release-\$(rpm -E %fedora).noarch.rpm \ https://mirrors.rpmfusion.org/nonfree/fedora/rpmfusion-nonfree-release-\$(rpm -E %fedora).noarch.rpm</pre> <p>Image with example on the side as an example.</p> <p><b>Hit Enter on your keyoard to execute the command!</b></p>	
<p>1d. Once it is done adding the Free and Non-Free Repositories, you need to run the reboot command next to be able to start using these repositories.</p> <p>Command to execute:</p> <pre>systemctl reboot</pre>	
<p>2.</p>	